



GUJARAT TECHNOLOGICAL UNIVERSITY

(Established by Government of Gujarat Under Gujarat Act No.: 20 of 2007)

ગુજરાત ટેકનોલોજીકલ યુનિવર્સિટી

(ગુજરાત સરકારના ગુજરાત અધિનિયમ ક્રમાંક : ૨૦૦૭ દ્વારા સ્થાપિત)

Ref No: GTU/Exam Form/BE1/ 1140

Date: 01-03-2021

Instructions for filling the Exam Forms of Winter-2020 Examination Bachelor of Engineering SEM 1 (Newly 2020 enrolled students) Regular

To make examination system more reliable, transparent, accountable and to promote the digitalization in the system, Gujarat Technological University (GTU) has taken a step forward through online exam form filling with student's login id and pay their exam fees through digital gateway. All the institutes and students are informed to refer below mentioned instructions and manuals/guidelines provided.

Instruction for Students:


1. For filling the exam form and payment student has to login at below mentioned link:
<https://gtu.iweb.online/Account/LoginMVC>
2. Kindly refer Manual of Exam forms and fees for students (**Annexure - 1**)
3. Student has to strictly follow the exam form filling schedule as mentioned in Table-A. Exam forms will not be accepted after the schedule mentioned in Table-A gets over.
4. Once penalty phase is started, student has to pay fees along with penalty then only his exam form will be accepted.
5. If the last date to fill the exam form and to pay the exam fee is over, automatically the Pay Online button will get disabled and student will not be able to pay fees.
6. For any query regarding exam form contact your parent institute only. Students/Guardian are instructed not to contact University in this regard.
7. If student finds any mismatch in name, enrolment no, subject code, subject name and other details, they have to immediately contact their parent institute.
8. In case of payment failure at first attempt, student shall try after 45 minutes.

Instruction for Institutes:

1. Institutes must inform students to fill exam form and pay exam fees through login at
<https://gtu.iweb.online/Account/LoginMVC>
2. If student is semester detained by Institute then he/she can't fill exam form and can't pay the fees.
3. If student is subject(s) detained by Institute then he/she can't pay exam fees for those particular subject(s).
4. For any query of students regarding exam form, Institute have to inform to the University and inform Students/Guardian not to contact University directly in this regard.

TABLE-A : Exam form filling schedule

| Course | Sem | Exam Form Type | Duration for filling the exam form and exam fees payment by students | Penalty (Rs.) |
|--------|-----|----------------|--|---------------|
| BE | 1 | Regular | 02-03-2021 to 07-03-2021 | NIL |
| BE | 1 | Regular | 08-03-2021 to 10-03-2021 | 500/- |
| BE | 1 | Regular | 11-03-2021 to 12-03-2021 | 1000/- |
| BE | 1 | Regular | 13-03-2021 to 14-03-2021 | 2000/- |

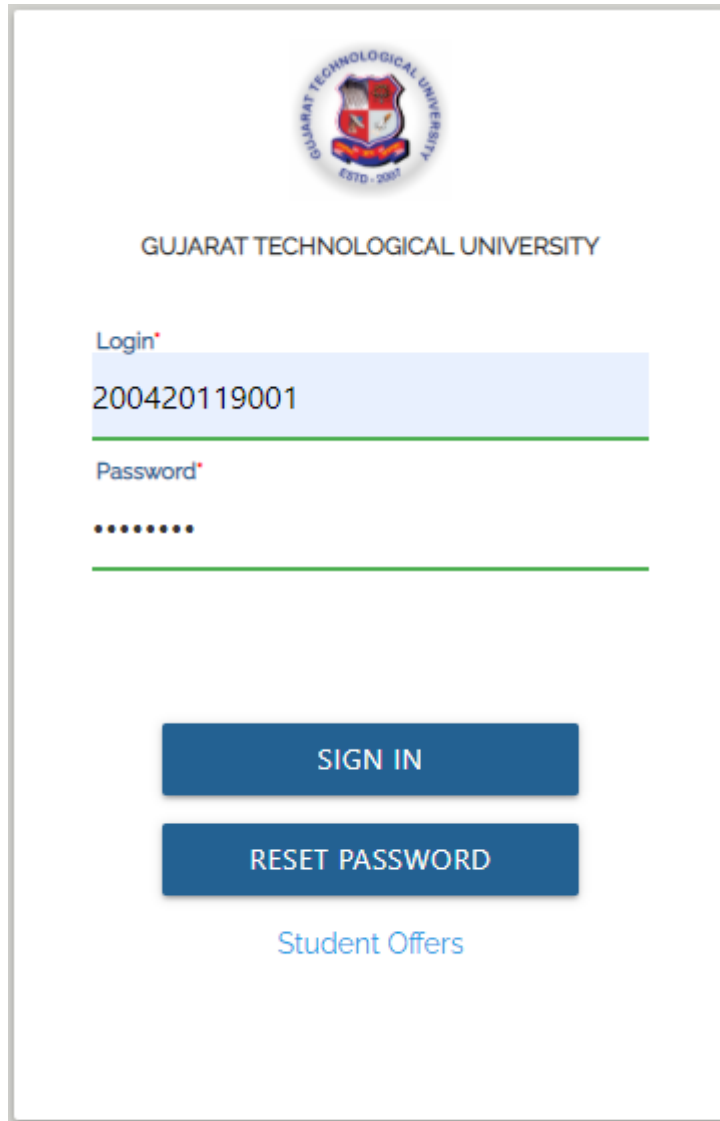

01/03/21
Registrar


GTU – Student portal manual For Exam Fees



LOGIN SCREEN:

Student can login **through link:** <https://gtu.iweb.online/Account/LoginMVC> with their respective Login credentials & click on sign in button.





GUJARAT TECHNOLOGICAL UNIVERSITY

Login*

200420119001

Password*

.....

[SIGN IN](#)

[RESET PASSWORD](#)

[Student Offers](#)


DASHBOARD:


After clicking on **Sign In** button below screen will be displayed. Click on Exam menu > **Exam form & fees**


The screenshot shows the Gujarat Technological University student dashboard. At the top center is the university's logo, followed by the text "GUJARAT TECHNOLOGICAL UNIVERSITY". Below this is a navigation bar with a hamburger menu icon on the left, the text "Student Offers" in the center, and a "Sign Out" button on the right. Under the menu icon, the text "Login - 200420119005" is displayed. A large blue sidebar menu is open, listing several options: "Dashboard", "My Profile", "Fees", "Apply & Upload", "Exam", "Exam Form & Fees" (which is highlighted with a red rectangular border), and "Hall-Ticket". At the bottom of the dashboard, the text "EXAM FORM AND FEES" is displayed.

After clicking on **Exam form & fees** button, all the subjects will get displayed. Student have to click on SAVE button. After click on SAVE button, full amount of Exam fees will be displayed.

Click on **pay online** button and the student will be redirected to the payment gateway for doing online payment where by student can select the mode of payment and process the payment for Exam fees.


GUJARAT TECHNOLOGICAL UNIVERSITY

 Login - 200420119005Student Offers**Sign Out**

 Your Photo is not uploaded

MEHUL SANJAY ALMAULA
200420119005


Program : BE (MECHANICAL ENGINEERING)

College : SARVAJANIK COLLEGE OF ENGINEERING & TECHNOLOGY, SURAT

Merit : 14475

| | |
|---------------------|-------------------------------------|
| Tu Hr : | 0 |
| <hr/> | |
| Total Credit | |
| : | 4 |
| <hr/> | |
| Select : | <input checked="" type="checkbox"/> |
| <hr/> | |
| Code : | 3110007 |
| <hr/> | |
| Category : | Mandatory Course |
| <hr/> | |
| Subject : | Environmental Sciences |
| <hr/> | |
| Th Hr : | 2 |
| <hr/> | |
| Pr Hr : | 0 |
| <hr/> | |
| Tu Hr : | 2 |
| <hr/> | |
| Total Credit | |
| : | 0 |
| <hr/> | |
| Save | |
| ₹ | 850 |
| Pay Online | |

After clicking on **Pay Online** button below screen will be displayed.



Student can see their payments details in read only mode i.e Receipt no. , payment date, enrollment no., payment mode, transaction no. etc.

15. Click on Print Receipt button to generate Receipt.

Scenario1:-If any student was semester detained by the institute. So, student can't pay the fees as the student is not eligible for exam. A message is shown to the student to indicate the same.



The screenshot displays the Gujarat Technological University student portal. At the top center is the university's logo. Below it, the text "GUJARAT TECHNOLOGICAL UNIVERSITY" is prominently displayed. A navigation bar includes a menu icon, the text "Login - 200420119001", a link for "Student Offers", and a blue "Sign Out" button. The main content area is titled "EXAM FORM AND FEES" and lists the following details: "Acad. Yr. : 2020-21", "Program : BE (MECHANICAL ENGINEERING)", "Enroll. No. : 200420119001", and "Sem. : Semester I". At the bottom, a large red message states "YOU ARE DETAINED THROUGHOUT THE SEMESTER".

Scenario2:-If any student was subject detain in some subjects by the institute. So, the subject which is detained will get displayed in the separated grid/table. The detained subjects fees will not be considered and student will not be eligible to pay exam fees for the subjects he/she is detained.



GUJARAT TECHNOLOGICAL UNIVERSITY



[Student Offers](#)

[Sign Out](#)

Login - 200420119004

EXAM FORM AND FEES

Acad. Yr. :

2020-21

Program :

BE (MECHANICAL ENGINEERING)

Enroll. No. :

200420119004

Sem. :

Semester I

| | |
|----------------|--------------------------|
| Select : | <input type="checkbox"/> |
| Code : | 3110007 |
| Category : | Mandatory Course |
| Subject : | Environmental Sciences |
| Th Hr : | 2 |
| Pr Hr : | 0 |
| Tu Hr : | 2 |
| Total Credit : | 0 |

SUBJECT DETENTION

| | |
|-----------|-----------------|
| Code : | 3110014 |
| Subject : | Mathematics - I |

| | | |
|---|-----|----------------------------|
| ₹ | 725 | Pay Online |
|---|-----|----------------------------|

Note:

1. If the last date to fill the exam form and to pay the exam fee is over, automatically the Pay Online button will get disable and student will not be able to pay fees.
2. For any query regarding exam form contact your parent institute only.

END MANUAL